



SAFEOREGON

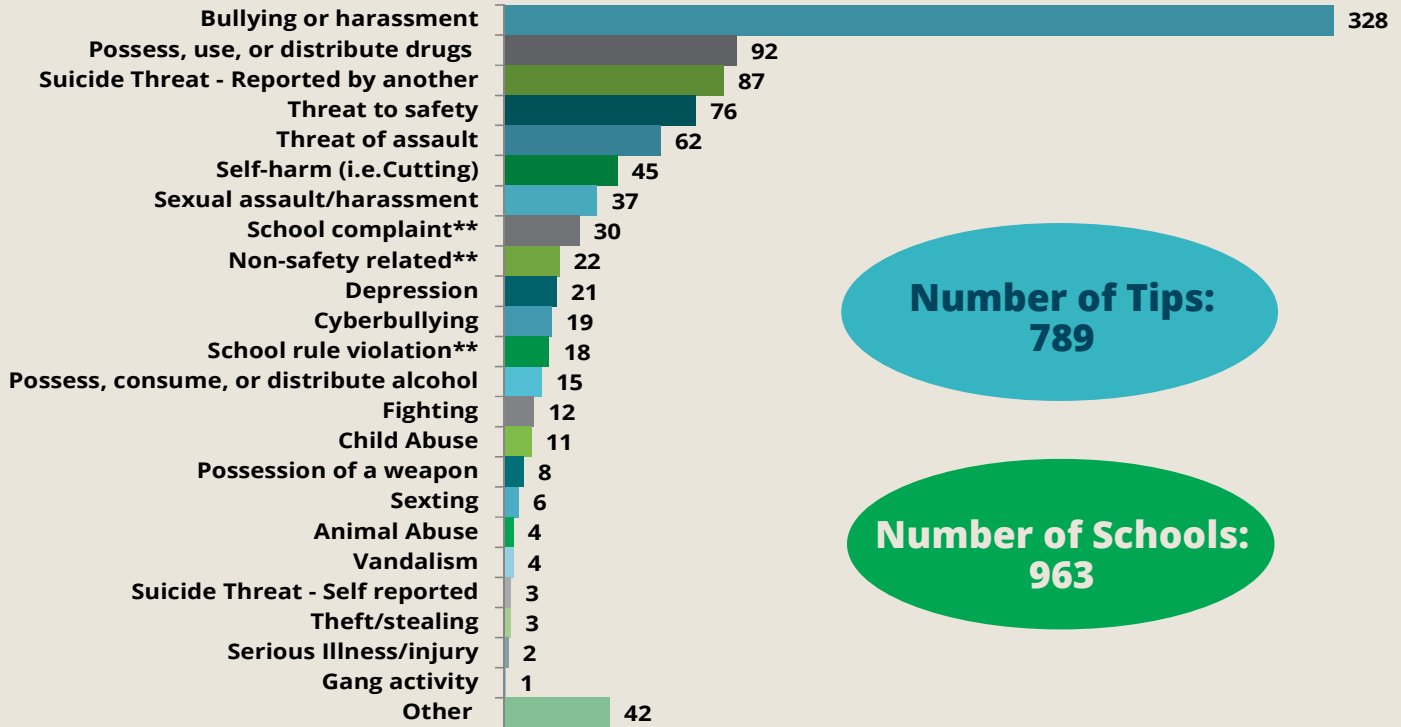
2017-2018 Quarterly Data Report

March 1, 2018 - May 31, 2018

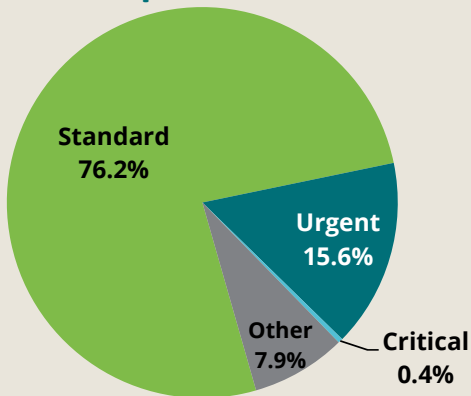
Executive Summary Highlights for this quarter:

- Bullying/harassment remains as #1 tip reported
- Threat to safety tips led to discovery of credible threats and intervention
- Increase in tips regarding child abuse, suicide ideation, depression, and self-harm led to help for students
- Increase in number of urgent tips
- Miss Oregon High and Junior High are promoting SafeOregon statewide

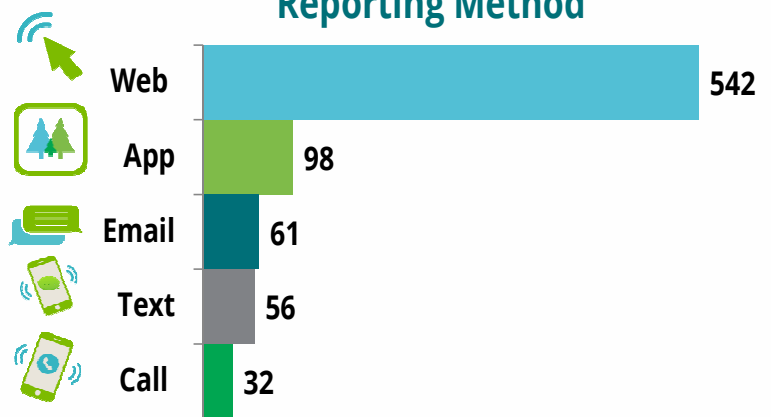
Incident Types*



Tip Levels



Reporting Method



*Tips may have multiple incident types. All incident types are based on the tipsters perception of the tip information prior to investigation. These numbers do not reflect the outcome of the incident type after investigation.

** New incident types that are a subset of "Other" and will be added as permanent types in future data reports.

Dominique Millette, Program Analyst
Phone: 503-934-0012

E-mail: dominique.millette@state.or.us

www.safeoregon.com

Ver1-060118





SAFEOREGON

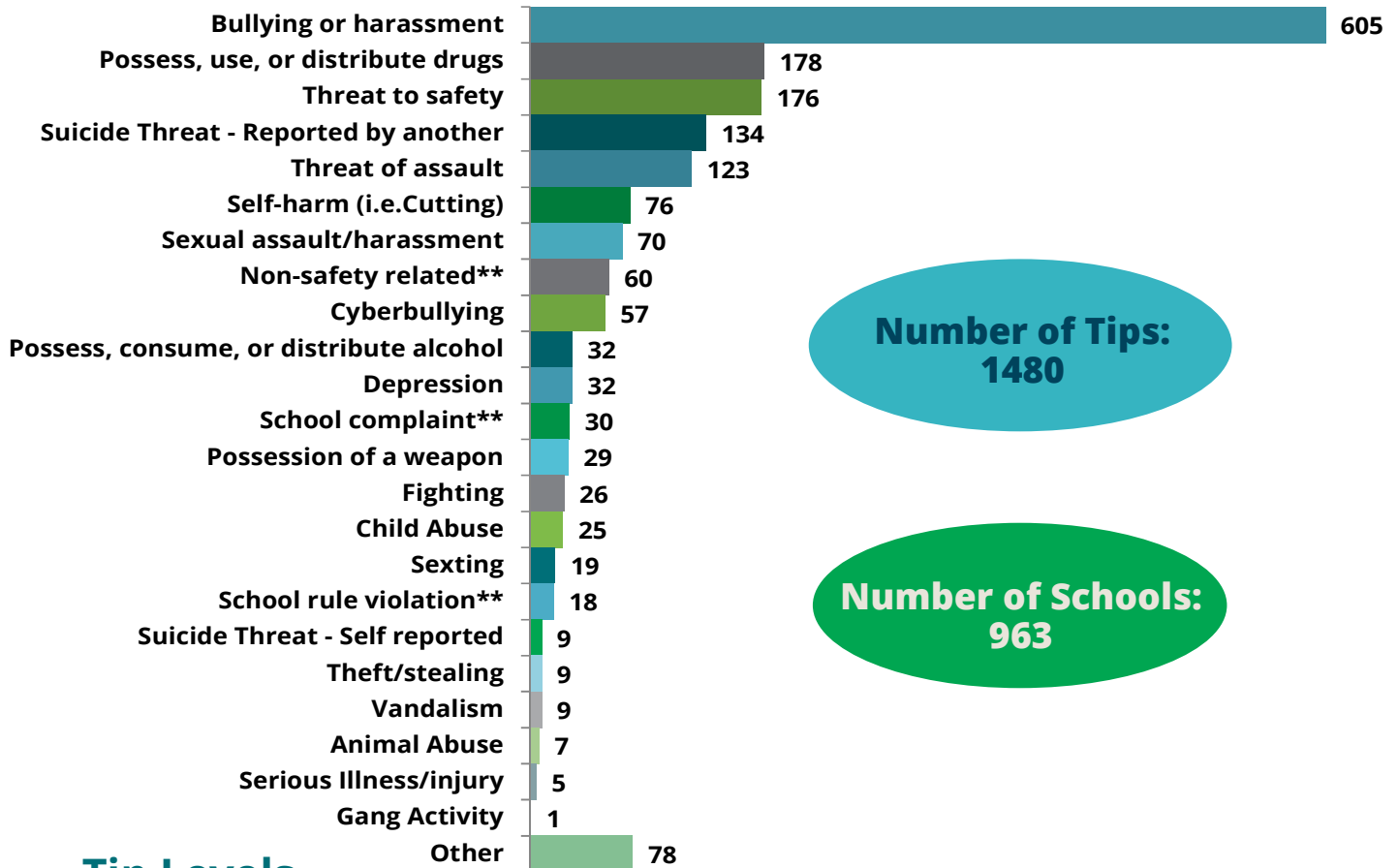
SafeOregon Data Report

January 31, 2017-May 31, 2018

Cumulative Data since launch 1/31/17:

(this is a two page document, see accompanying page for latest quarterly data)

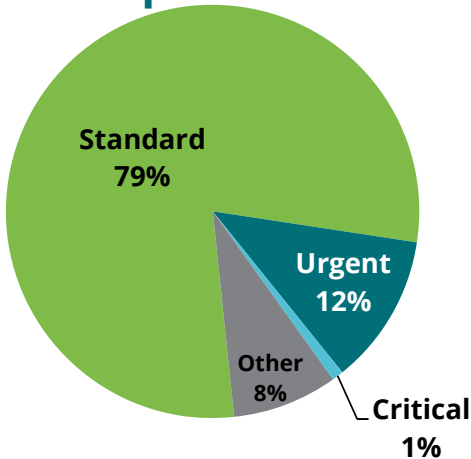
Incident Types*



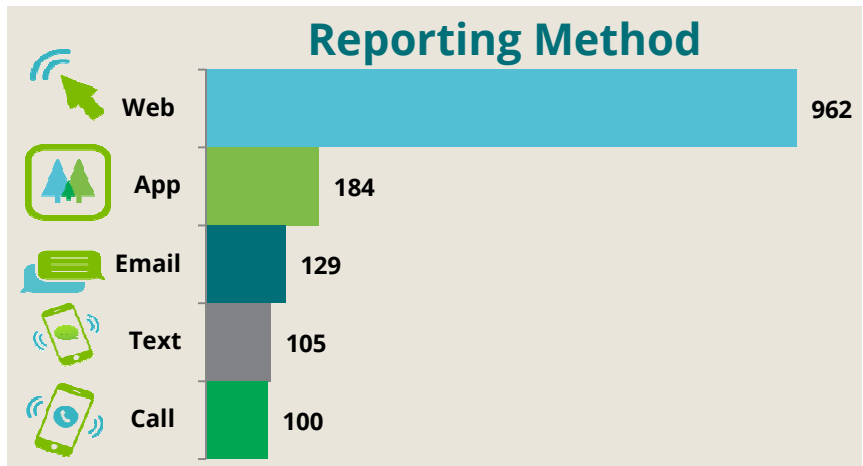
**Number of Tips:
1480**

**Number of Schools:
963**

Tip Levels



Reporting Method



*Tips may have multiple incident types. All incident types are based on the tipsters perception of the tip information prior to investigation. These numbers do not reflect the outcome of the incident type after investigation.

** New incident types that are a subset of "Other" and will be added as permanent types in future data reports.

Dominique Millette, Program Analyst
Phone: 503-934-0012

www.safeoregon.com

E-mail: dominique.millette@state.or.us

Ver1-060118

