



2018-2019 Quarterly Data Report

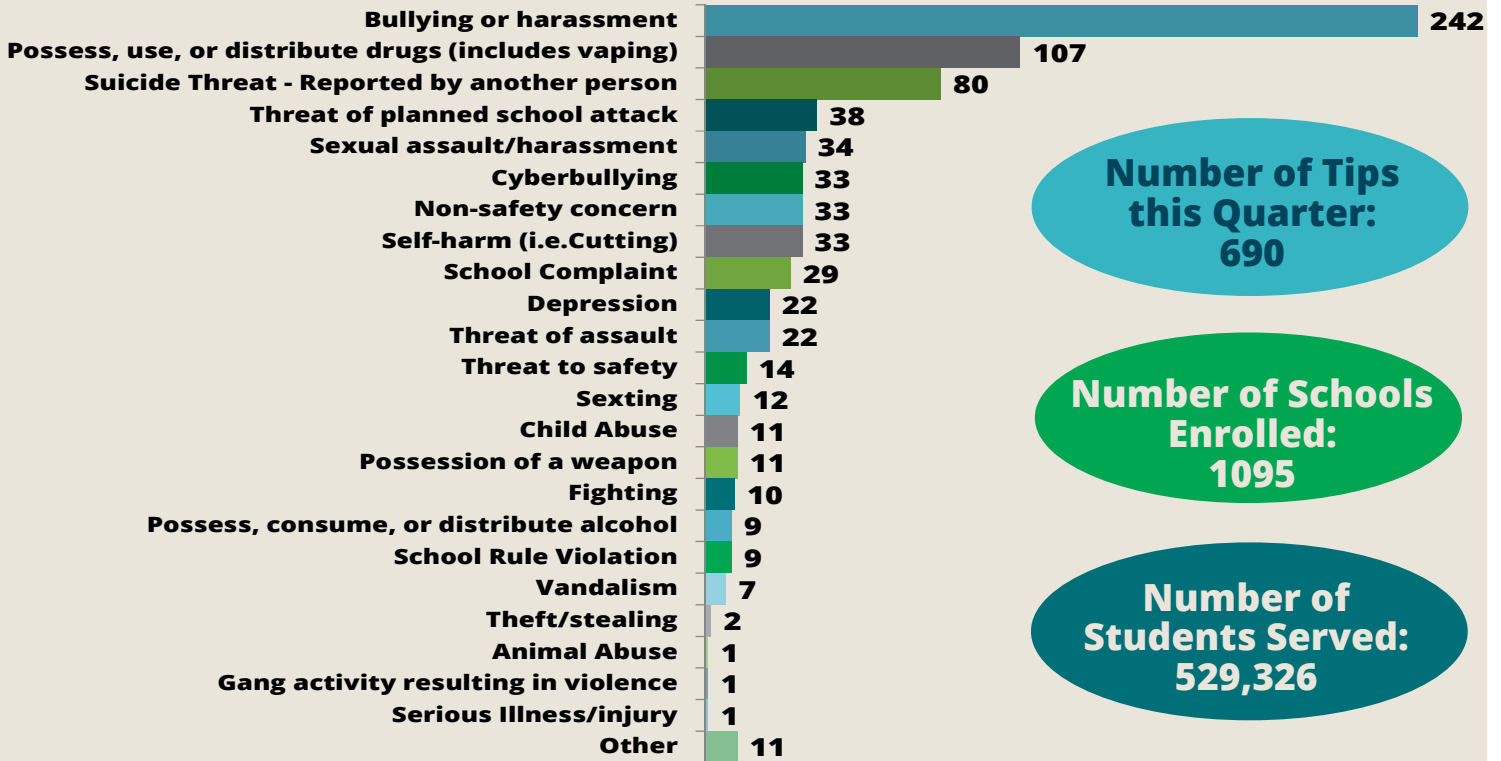
December 1, 2018- February 28, 2019

SAFEOREGON

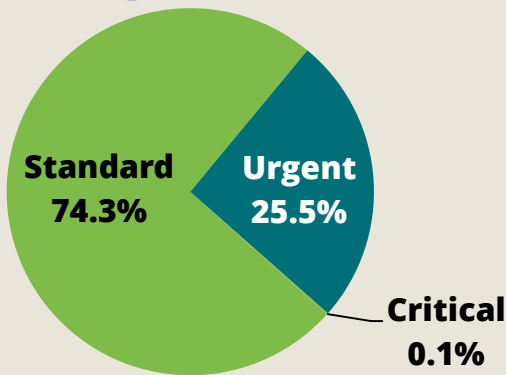
Executive Summary Highlights for this quarter:

- January 31, 2019 marked the two year anniversary of SafeOregon and KOIN 6 produced a segment depicting the life saving aspects of the tip line
- Governor Brown, Oregon students, and The Oregon Task Force on School Safety recognized SafeOregon's contribution to school safety in a press conference at the State Capitol on February 12
- In partnership with RTI International, funded through a National Institute of Justice grant, SafeOregon helped create the nationally distributed "School Tip Line Toolkit: A Blueprint for Implementation and Sustainability" published this quarter
- Promotion of SafeOregon has increased significantly at schools and in communities as can be seen through supportive social media postings and school marketing efforts.

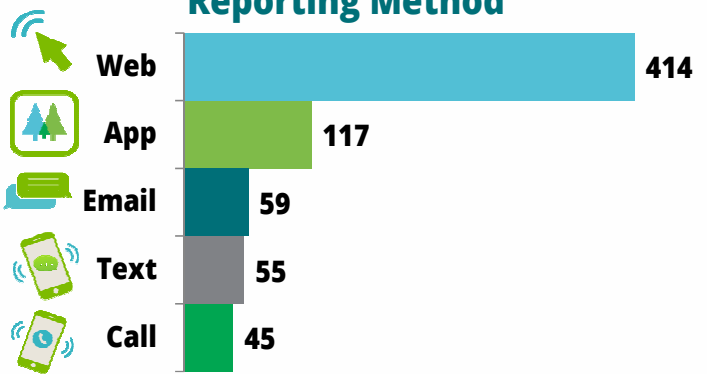
Incident Types*



Tip Levels



Reporting Method



*Tips may have multiple incident types. All incident types are based on the tipster's perception of the tip information prior to investigation. These numbers do not reflect the outcome of the incident type after investigation.

Dominique Millette, Program Analyst
Phone: 503-934-0012
E-mail: dominique.millette@state.or.us

www.safeoregon.com

Ver1-03012019





SAFEOREGON

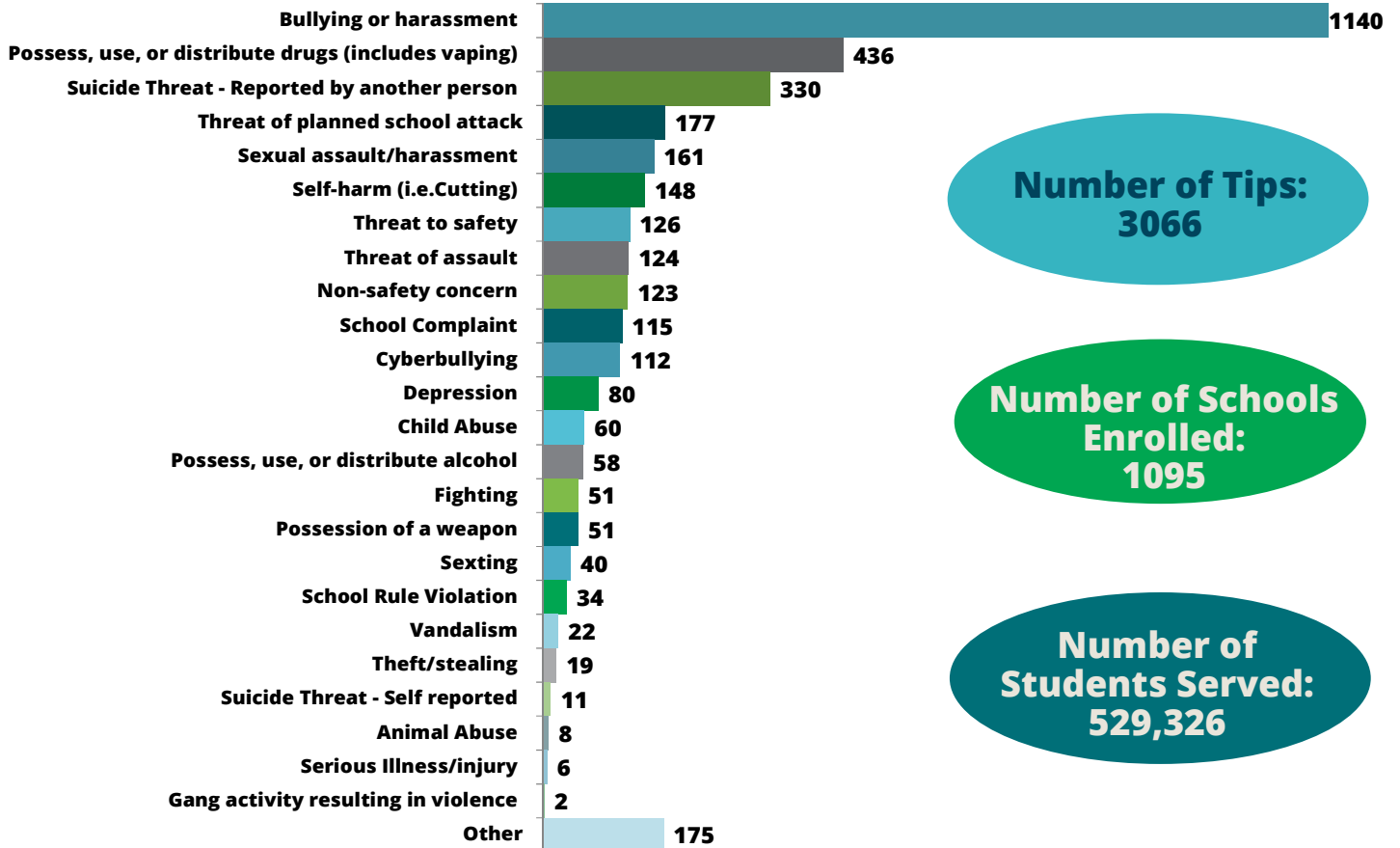
SafeOregon Cumulative Data Report

January 31, 2017-February 28, 2019

Data since launch 1/31/17:

(this is a two page document, see accompanying page for latest quarterly data)

Incident Types*

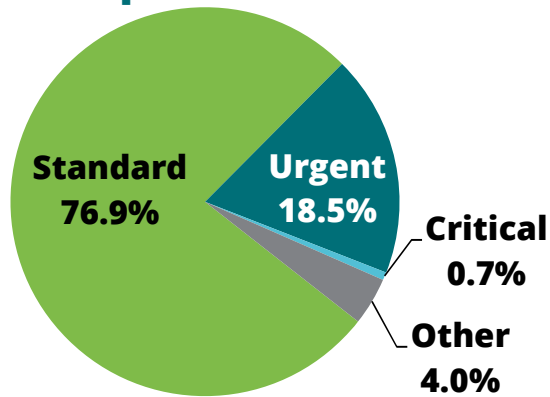


**Number of Tips:
3066**

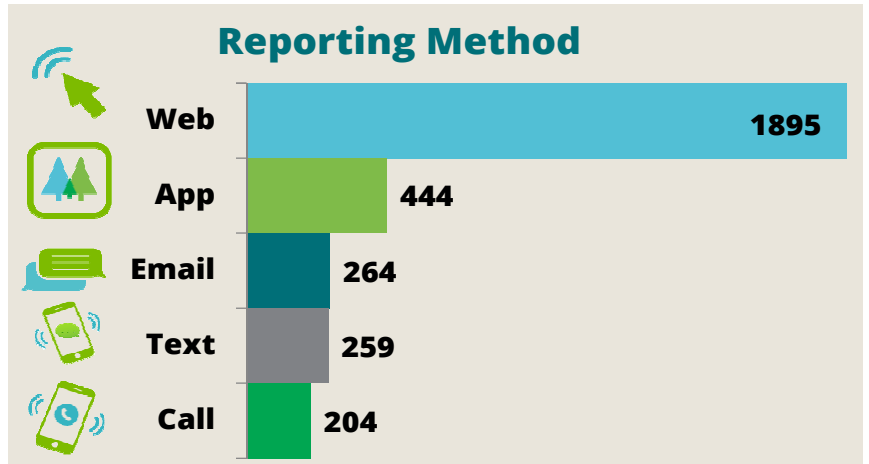
**Number of Schools
Enrolled:
1095**

**Number of
Students Served:
529,326**

Tip Levels



Reporting Method



*Tips may have multiple incident types. All incident types are based on the tipster's perception of the tip information prior to investigation. These numbers do not reflect the outcome of the incident type after investigation.

