



OREGON
STATE POLICE



SAFE OREGON

Annual Report

July 1, 2024 - June 30, 2025

www.safeoregon.com

HISTORY & PURPOSE

School safety is a vital concern for students, parents, educators, and the community. Ensuring a secure environment in schools is crucial for promoting learning, development, and the overall well-being of every student.

SafeOregon was established through HB 4075 (2016), following recommendations from the Oregon Task Force on School Safety. The task force was tasked with enhancing safety and security in schools across Oregon.

The statewide school safety tip line is available free of charge to all K-12 public and private schools in Oregon and is managed by Oregon State Police.

SafeOregon addresses not only immediate threats but also emphasizes early intervention to assist youth facing challenges. By identifying and supporting at-risk students early, the program seeks to avert crises and tragedies.

Students, staff, and the public can report threats to student safety 24/7, year-round. Trained call center staff receive tips and confidentially relay them to school officials.

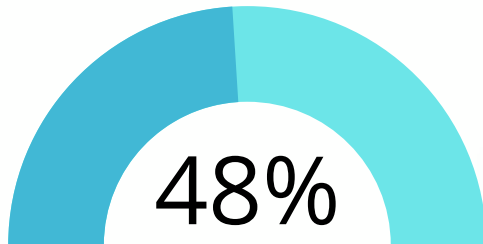


NOTE: This tip line is not for immediate emergency response. Emergency situations should always go to 9-1-1. It is a violation of Oregon law to misuse the tip line per ORS 165.570.

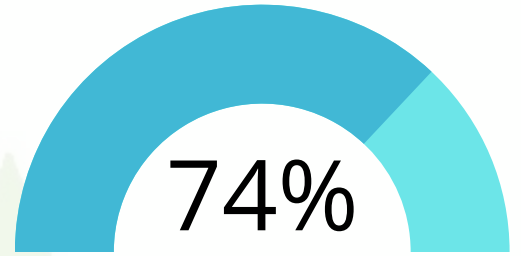
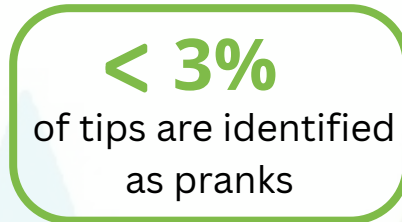
www.safeoregon.com

FAST FACTS

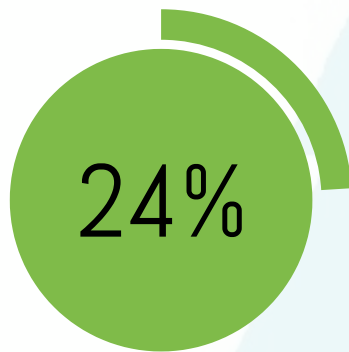
The number of tips a school receives reflects awareness of SafeOregon rather than actual safety. A higher tip count indicates that students trust the system and feel secure in reporting concerns.



of tips are incidents related to/occurring at a high school.



of tips are submitted by students or family members.

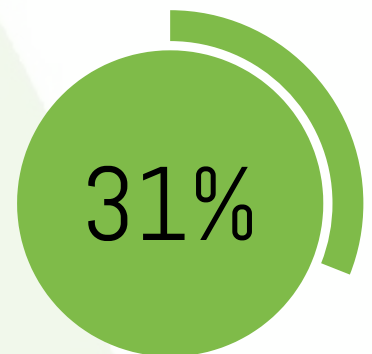


of tips are deemed urgent or critical, requiring immediate response.

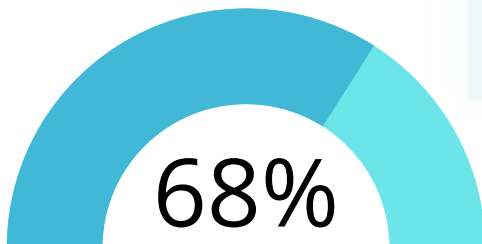


1,321

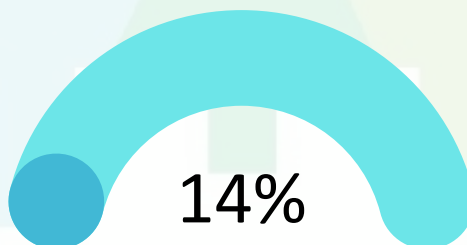
Oregon Schools are Enrolled



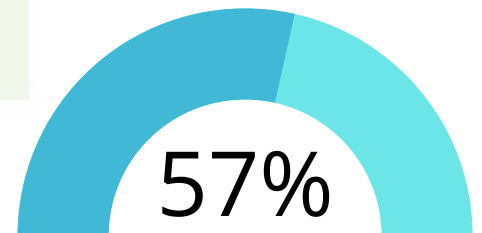
of tips are related to bullying or harassment.



of tips are received through the SafeOregon website.



of tips received include a photo or screenshot with incident details.



of tips are submitted on Tuesday, Wednesday, or Thursday.

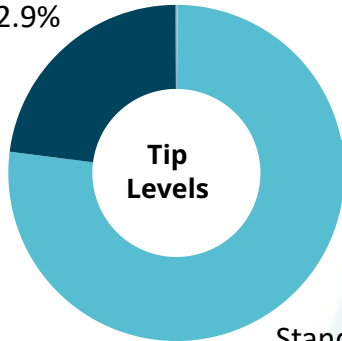
**Percentages based on all tips received since January, 2017. Full description of categories are listed on page 3.*



2024-2025 School Year At A Glance

July 1, 2024 - June 30, 2025

Urgent
22.9%



Standard
76.9%

3,225

TIPS RECEIVED
THIS SCHOOL
YEAR

App
7.2%

Call
5.8%

Email
6.2%

Text
10.5%

Web
70.3%

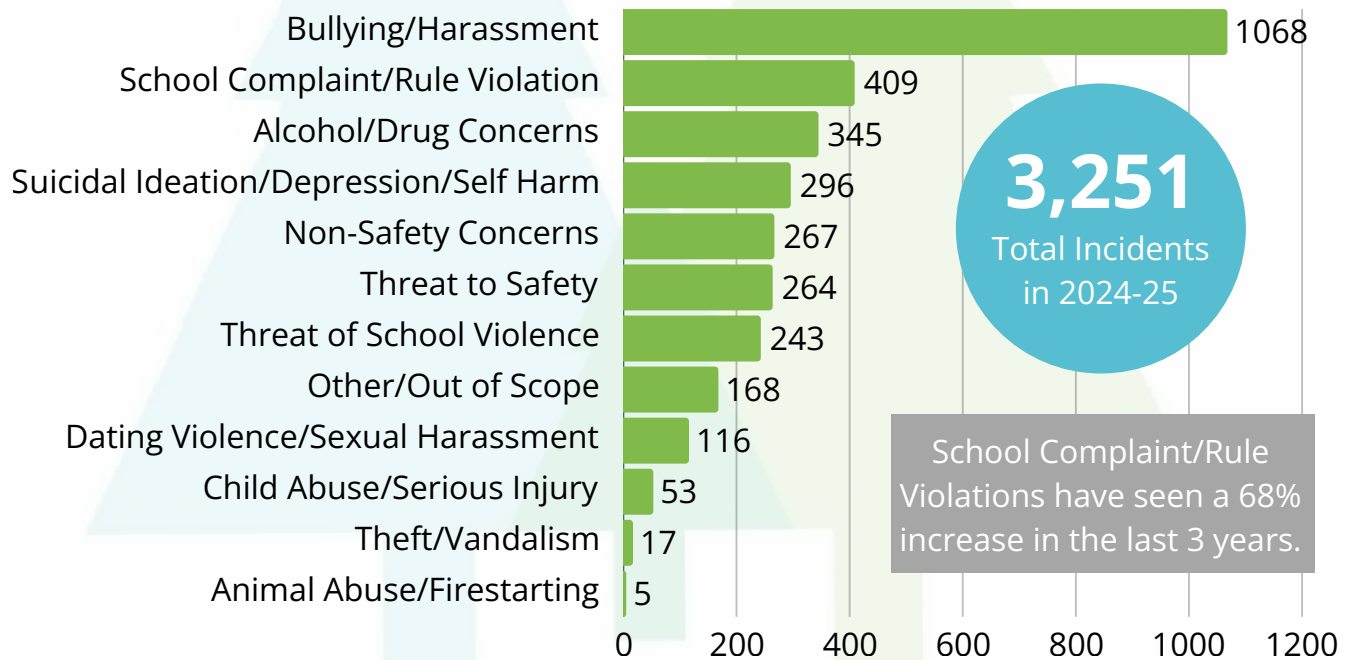
Method
of Report

Tip Level Designation

Critical involves an immediate/imminent threat (weapon possession, planned school attack, self-reporting related to suicide);
Urgent involves violence, self-harm, or criminal activity that recently occurred and/or at high risk of occurring in the near future;
Standard involves peer-to-peer interactions, school rule violations, etc.;

Other are not related to safety of students, school, or staff.

Incident Types Reported this School Year



Tips may have multiple incident types. All incident types are based on the tipsters perception of the tip information prior to investigation. These numbers do not reflect the outcome of the incident type after investigation. Full description of combined categories are below:

- **Bullying/Harassment:** Combined tips of bullying/harassment and cyberbullying.
- **Threat to Safety:** Combined tips of fighting, gang activity, threat of assault, or threat to safety.
- **Alcohol/Drug Concerns:** Combined tips of possession, consumption, distribution of alcohol and possession, use, or distribution of drugs (includes smoking/vaping).
- **Suicidal Ideation/Depression/Self-Harm:** Combined tips of suicidal ideation (self-reported or by another person), depression, and self-harm (i.e. cutting).
- **Threat of School Violence:** Combined tips of threat of planned school attack and possession of a weapon.
- **Dating Violence/Sexual Harassment:** Combined tips of dating violence, sexting, and sexual assault/harassment.

Thanks to the organizations that included SafeOregon in their safety events, including:

- PACE Spring Regional Training/PACE Day
- Woodburn High School Teen Health & Resource Fair
- Oregon School Resource Officers Association (OSROA) conference
- Athey Creek & Neah-Kah-Nie Middle School
- Bend-La Pine School District Safety Team
- Gresham Barlow School Safety Summit



OSP DEI Analyst Caitlin Steele and OSP SafeOregon Analyst Lisa Miller at Pace Day, March 2025

Great Work!

Four Jesuit High School Art Students designed new posters for schools to promote the tip line and received special recognition at a school assembly. This amazing artwork is available for download on www.safeoregon.com.



Art Teacher Danielle Chi and Beaverton Officer Justin Haugen at Jesuit High School assembly, May 27, 2025.



New additions to the SafeOregon resource library for schools include:

- "Report, Don't Repost" campaign to reduce the spread of fear and unsubstantiated threats through social media
- Supplementary curriculum for middle and high school teachers to equip students with skills to identify and report threats of safety.



SUCCESS STORIES

from the 2024-25 SafeOregon School Administrator/Staff Survey

“There was an incident at the bus stop that we may not have been aware of without SafeOregon. We appreciate the resource being available to our students.”

“When we had a report we were able to contact family quickly to determine the concern about self harm regarding a student.”

“We had a school safety threat that was reported and intervened by law enforcement during the night, potentially preventing an incident at school.”

“We were able to stop two students from bringing vape devices to school recently.”

“We were able to prevent a conflict from escalating to violence a couple of times.”

“Student used the [SafeOregon] number on the back of their ID to call in for a friend in distress. We were able to get help to the home immediately.”

“Potential arguments or fights between students that may occur or have occurred off campus that could impact students on campus.”

We had a report of a student that might be suicidal and we were able to contact parents and the student was able to access care immediately.

We had a report of gun threats early in the year. We were able to have the needed information to address the issue and respond to our families.

“We were able to quickly address rumors and reports of dangers in the school and deal with it quickly so that our community can feel safe.”

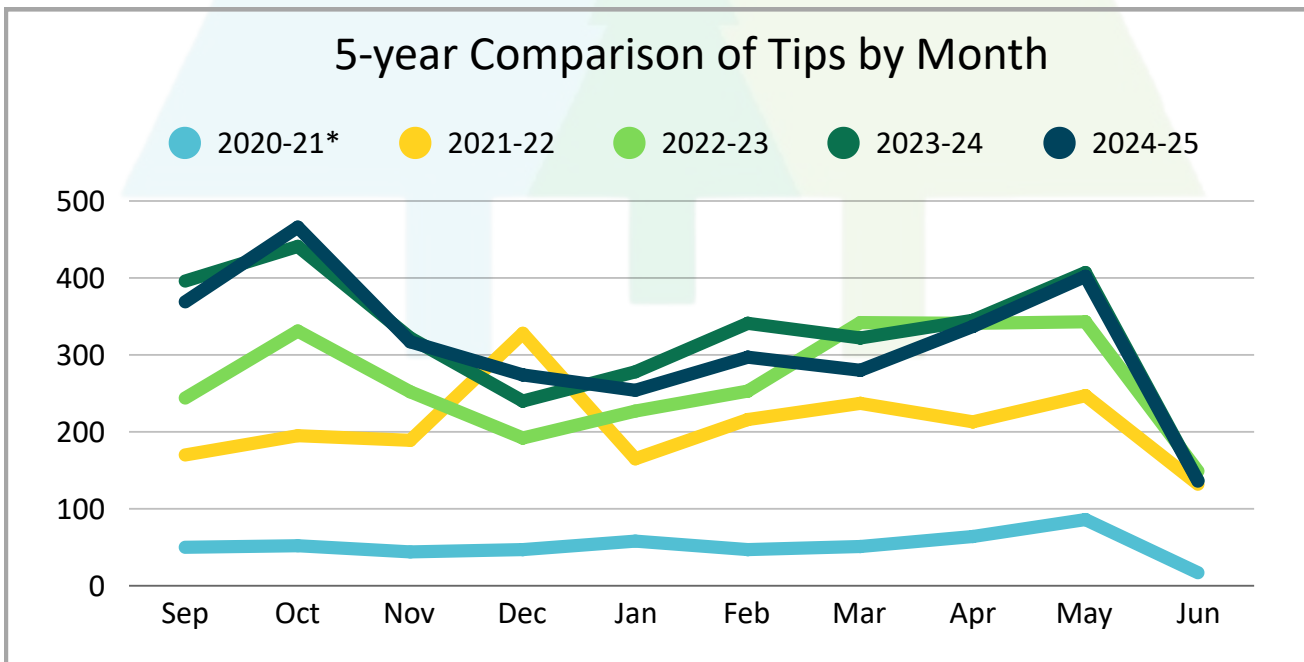
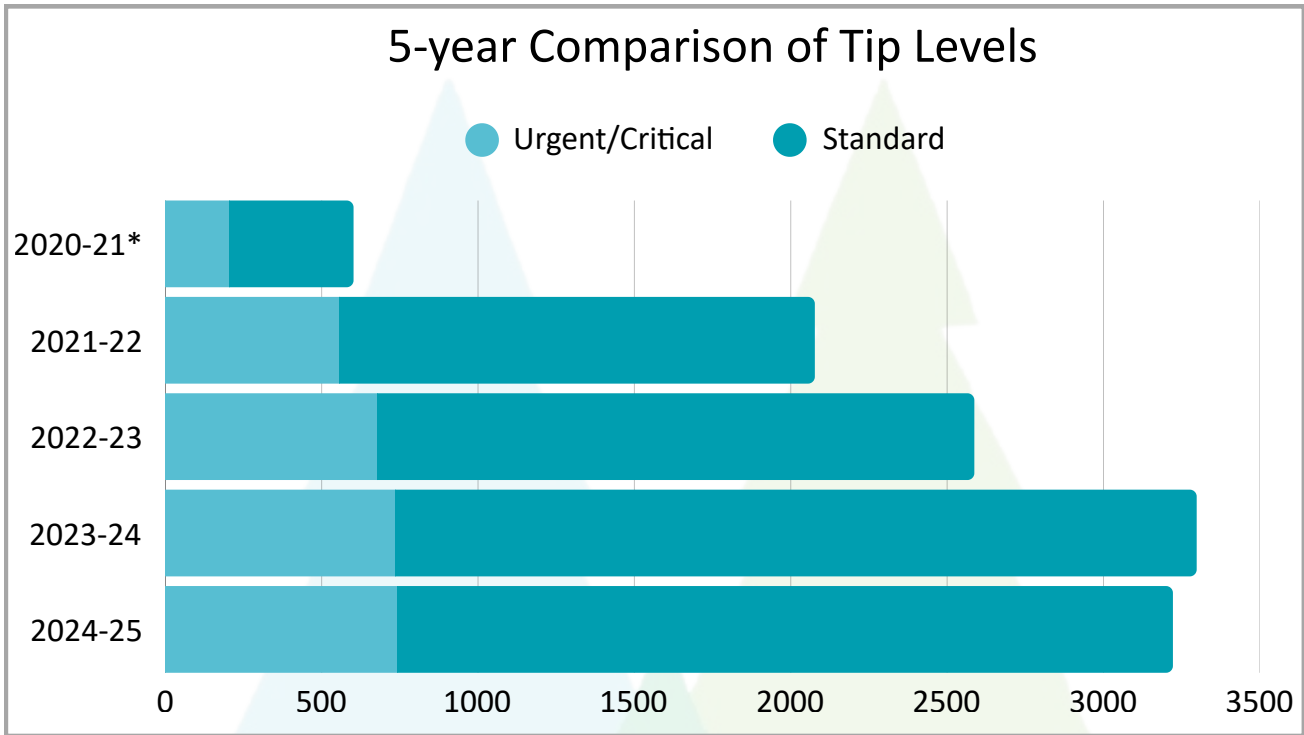
“The tipline opened up dialogue about dissatisfaction with how an alleged bullying incident was handled.”

CUMULATIVE COMPARISON

Includes all tips received between January 25, 2017 - June 30, 2025

Total Tips
17,833

Total Incidents
18,748



Duplicate and prank tips are excluded from totals. Tips may have multiple incident types.
All incident types are based on the tipsters perception of the tip information prior to investigation.
*Low number of tips in 2020-21 attributed to the pandemic/virtual learning due to school closures.

TABLE OF INCIDENTS (A-P)

Incident Type	2020-21*	2021-22	2022-23	2023-24	2024-25
Animal Abuse	0	3	1	4	5
Bullying or Harassment	82	534	732	951	976
Child Abuse	28	18	34	51	53
Covid	0	49	0	0	0
Cyberbullying	82	102	73	106	92
Dating Violence	0	1	4	1	3
Depression	9	10	21	26	30
Fighting	3	42	63	52	32
Firesetting	0	0	2	0	0
Gang Activity Resulting in Violence	0	1	0	8	2
Non-Safety Concern	0	182	215	256	267
Other	132	81	158	163	168
Possession of a Weapon	0	41	70	68	65
Possession, Consumption or Distribution of Alcohol	0	26	37	42	61
Possession, Consumption or Distribution of Drugs (Includes Vaping)	73	202	252	341	284

- Duplicate/prank tips excluded from totals. Tips may have multiple incident types.
- All incident types are based on the tipsters perception of the tip information prior to investigation.

*Low number of tips in 2020-21 attributed to the pandemic/virtual learning due to school closures.

TABLE OF INCIDENTS (Q-Z)					
Incident Type	2020-21*	2021-22	2022-23	2023-24	2024-25
School Complaint	0	220	230	376	366
School Rule Violation	0	22	26	22	43
Self-Harm (i.e. cutting)	17	39	55	51	64
Serious Illness/Injury	0	0	0	1	3
Sexting	0	10	18	22	15
Sexual Assault/Harassment	44	92	106	102	95
Suicidal Ideation - Reported by Another Person	76	133	196	195	198
Suicidal Ideation - Self Reported	0	8	2	9	4
Theft / Stealing	2	9	14	17	9
Threat of Assault	17	64	63	52	55
Threat of Planned School Attack	0	148	168	208	178
Threat to Safety	37	113	200	186	175
Vandalism	0	11	10	9	8
Total	602	2161	2750	3319	3251

- Duplicate/prank tips excluded from totals. Tips may have multiple incident types.
 - All incident types are based on the tipsters perception of the tip information prior to investigation.
- *Low number of tips in 2020-21 attributed to the pandemic/virtual learning due to school closures.

For questions regarding information contained in this report, contact the Oregon State Police School Safety Tip Line Program at: safeoregon@osp.oregon.gov



SafeOregon is free of charge and available to all K-12 public, private, and charter schools throughout Oregon. Thank you to all of the partners who continue to support this program. For more information, visit WWW.SAFEOREGON.COM.